



ISSUE SHEET

Updated 04/03/18

Central Health Budget and Tax Rate

Central Health is a local governmental entity responsible for purchasing health care services for eligible low-income residents of Travis County. Its primary source of revenue is property taxes. As a steward of public funds, Central Health must balance fiscal responsibility with the growing need for health care services among Travis County's low-income and uninsured population.

Budget and Tax Rate Development

- Responsibility of Central Health's nine-member Board of Managers
- Central Health engages in two-way dialogue with residents and taxpayers during development of budget priorities
- Per state law, Travis County Commissioners Court provides final approval of budget and tax rate
- Fiscal Year 2018 began Oct. 1, 2017; ends Sept. 30, 2018

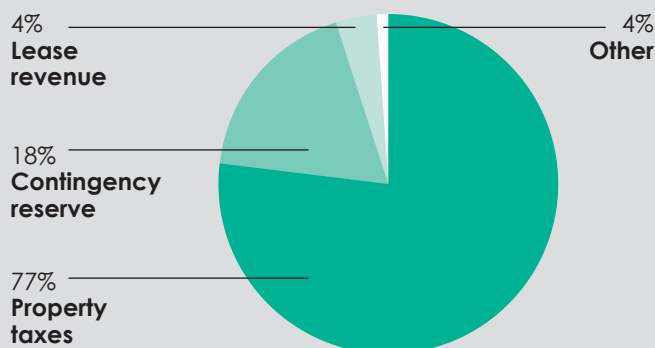
Fiscal Year 2018 Tax Rate Highlights

- Tax Rate of 10.7385 cents per \$100 of property value
- Lowest rate among Travis County taxing entities (city, county, school district, community college)
- Lowest tax rate of any major urban Texas hospital district
- Provides homeowners a homestead exemption of 20 percent with a \$5,000 minimum—20 percent is the maximum allowed by state law
- \$80,000 homestead exception for homeowners age 65-plus, and for those with disabilities
- \$327.71 tax bill for an average-valued home (\$305,173)

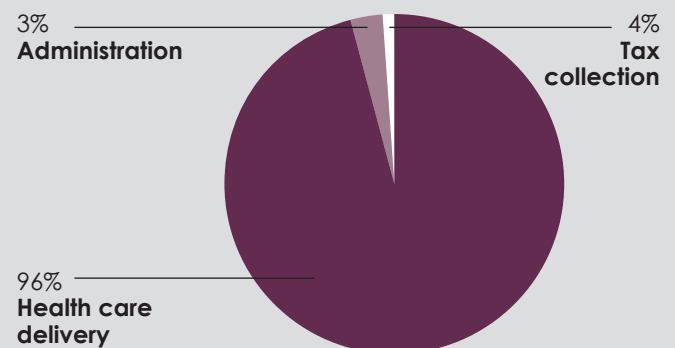
Fiscal Year 2018 Budget Highlights

- 96 percent of budget dedicated to health care delivery costs
- Increased funding for capital projects in East Travis County
- Increased funding for specialty care, with a focus on cancer care and women's health
- Revenue increase of 4.5 percent over previous year maintains sufficient reserves

FY 2018 Sources—\$237.8M



FY 2018 Uses—\$237.8M

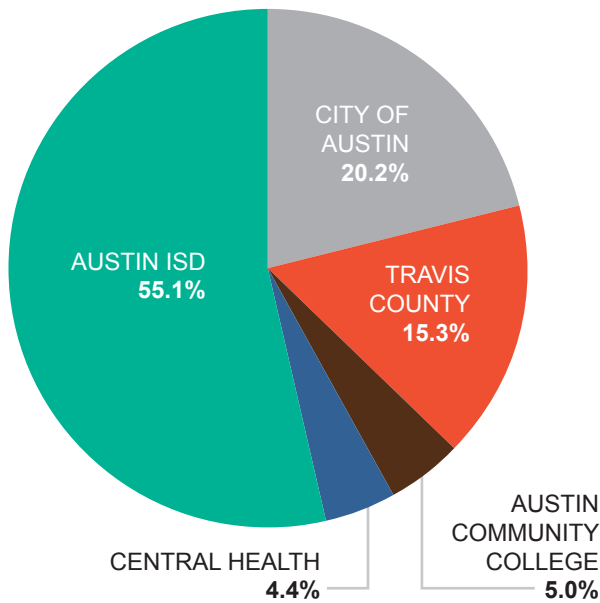




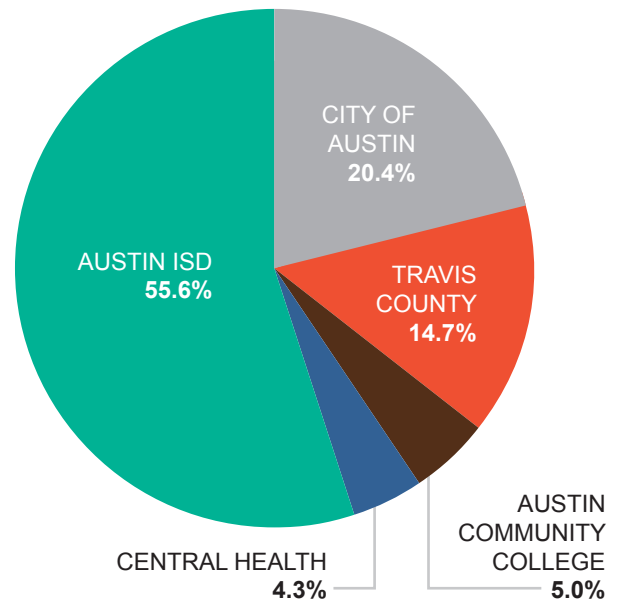
Tax Impact

Central Health is a minor piece of the total property taxes for Travis County residents residing in the jurisdictions outlined below. Year-over-year Central Health maintains the smallest portion of the total tax bill.

FY 2017 Travis County Tax Entity Percentages



Preliminary FY 2018 Travis County Tax Entity Percentages



Central Health Property Tax Impact Statement—Fiscal Years 2017 and 2018

FY 2017 Home Value	FY 2017 Taxable Homestead Value*	FY 2017 Tax Rate	FY 2017 Tax Bill	Average Home Value Appreciation	FY 2018 Home Value	FY 2018 Taxable Home Value*	FY 2018 Tax Rate (4.5% over effective)	FY 2018 Tax Bill	Annual Increase	Percent Increase
\$200,000	\$160,000	11.0541¢	\$177	9.00%	\$218,000	\$174,400	10.7385¢	\$187	\$10	5.9%
\$300,000	\$240,000	11.0541¢	\$265	7.60%	\$322,800	\$258,240	10.7385¢	\$277	\$12	4.5%
\$400,000	\$320,000	11.0541¢	\$354	6.30%	\$425,200	\$340,160	10.7385¢	\$365	\$12	3.3%
\$500,000	\$400,000	11.0541¢	\$442	6.00%	\$530,000	\$424,000	10.7385¢	\$455	\$13	3.0%