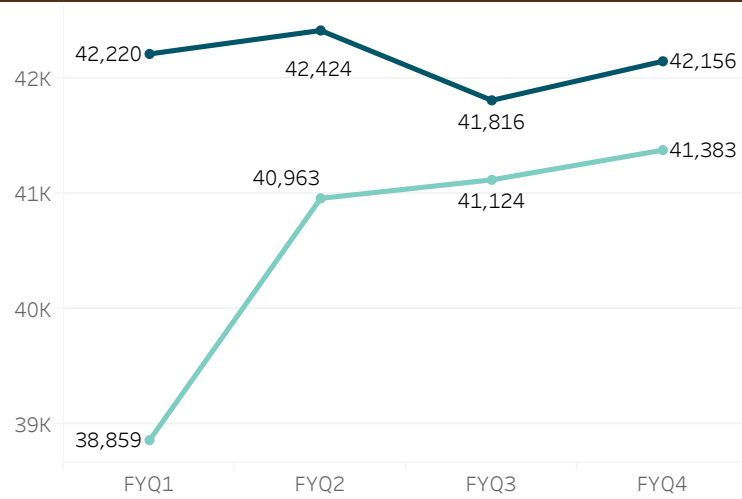
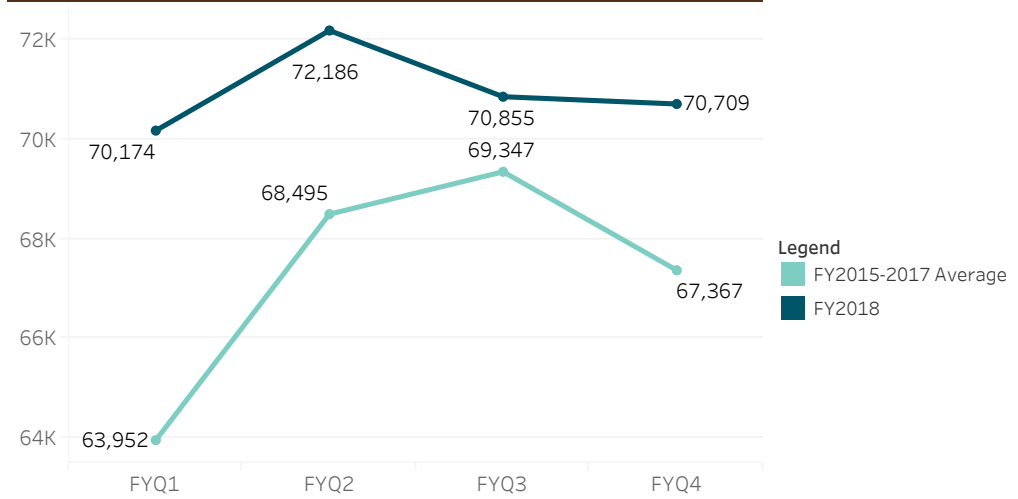


FY2018 CUC Preliminary Reporting - Medical and Behavioral Health Services

CUC Medical Patients

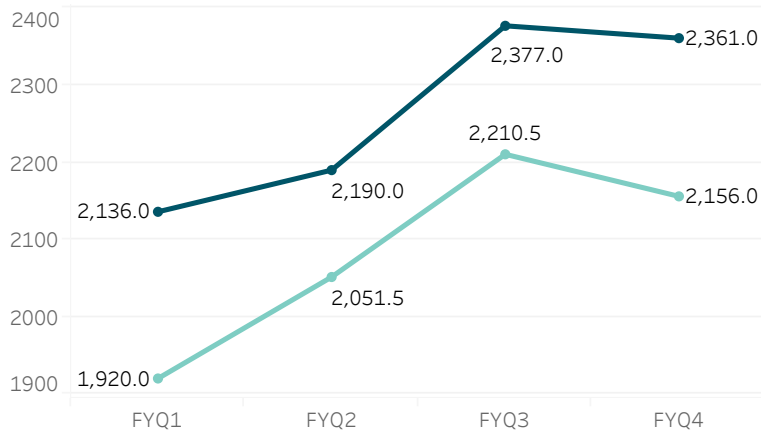


CUC Medical Encounters

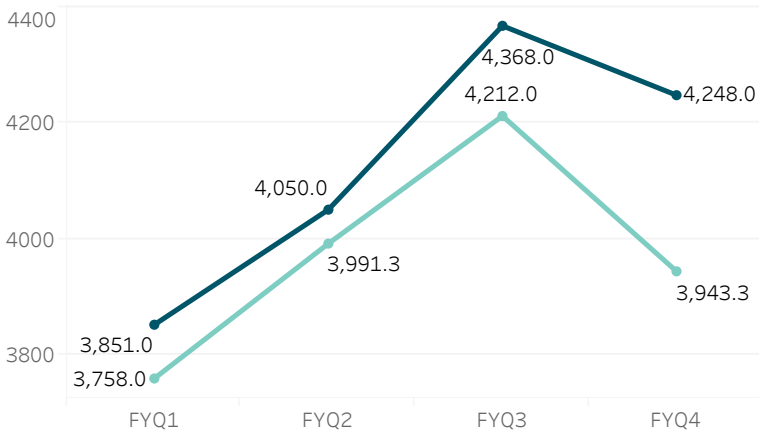


***Medical care summary:** The preliminary patient count for Q4, 2018 exceeded the two-year average by 773. Encounters for Q4, 2018 exceeded the three-year average by 3,342. The increased number of encounters in 2018 can be partially attributed to the implementation of new contracting to cover the costs of visits with nutritionists, clinical pharmacists, nurses and medical assistants. FY 2018, particularly the most recent quarter, may represent an undercount due to billing cycle lags.

CUC Behavioral Health Patients



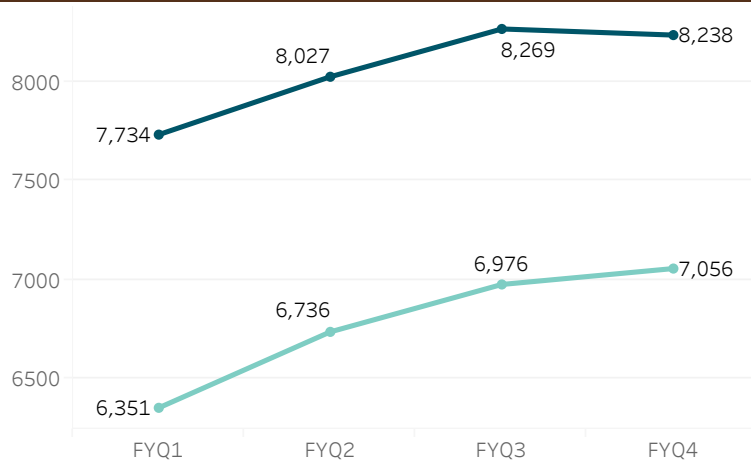
CUC Behavioral Health Encounters



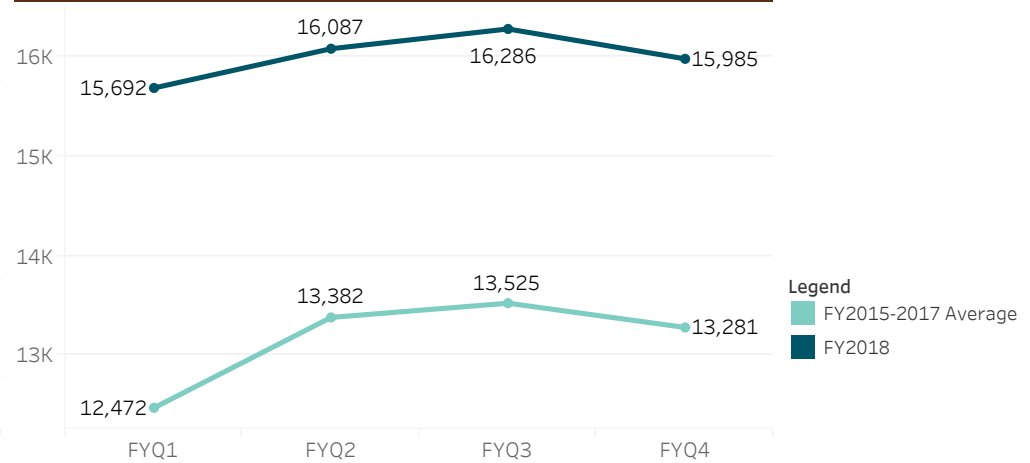
****Behavioral health care summary:** The preliminary patient count for Q4, 2018 exceeded the two-year average by 205. Encounters for Q4, 2018 exceeded the three-year average by 304.7. FY 2018, particularly the most recent quarter, may represent an undercount due to billing cycle lags.

FY2018 CUC Preliminary Reporting - Dental and Ancillary Services

CUC Dental Patients

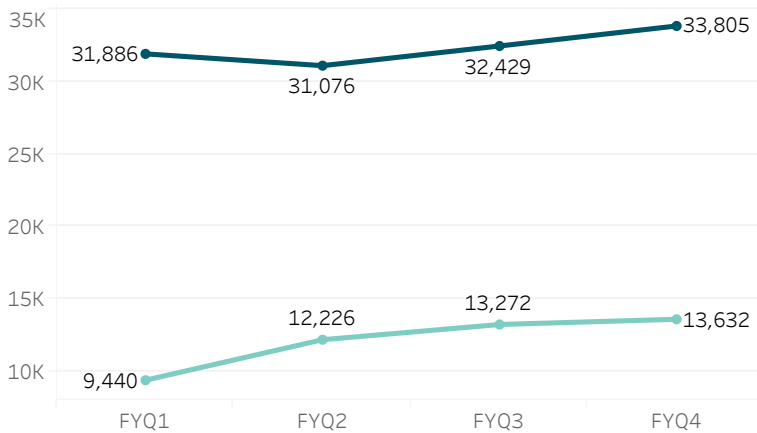


CUC Dental Encounters

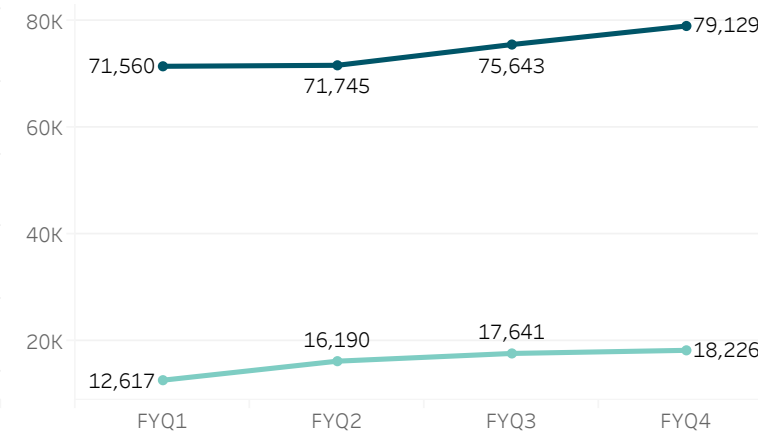


*****Dental care summary:** The preliminary patient count for Q4, 2018 exceeded the two-year average by 1,182. Encounters for Q4, 2018 exceeded the three-year average by 2,704. FY 2018, particularly the most recent quarter, may represent an undercount due to billing cycle lags.

CUC Ancillary Patients



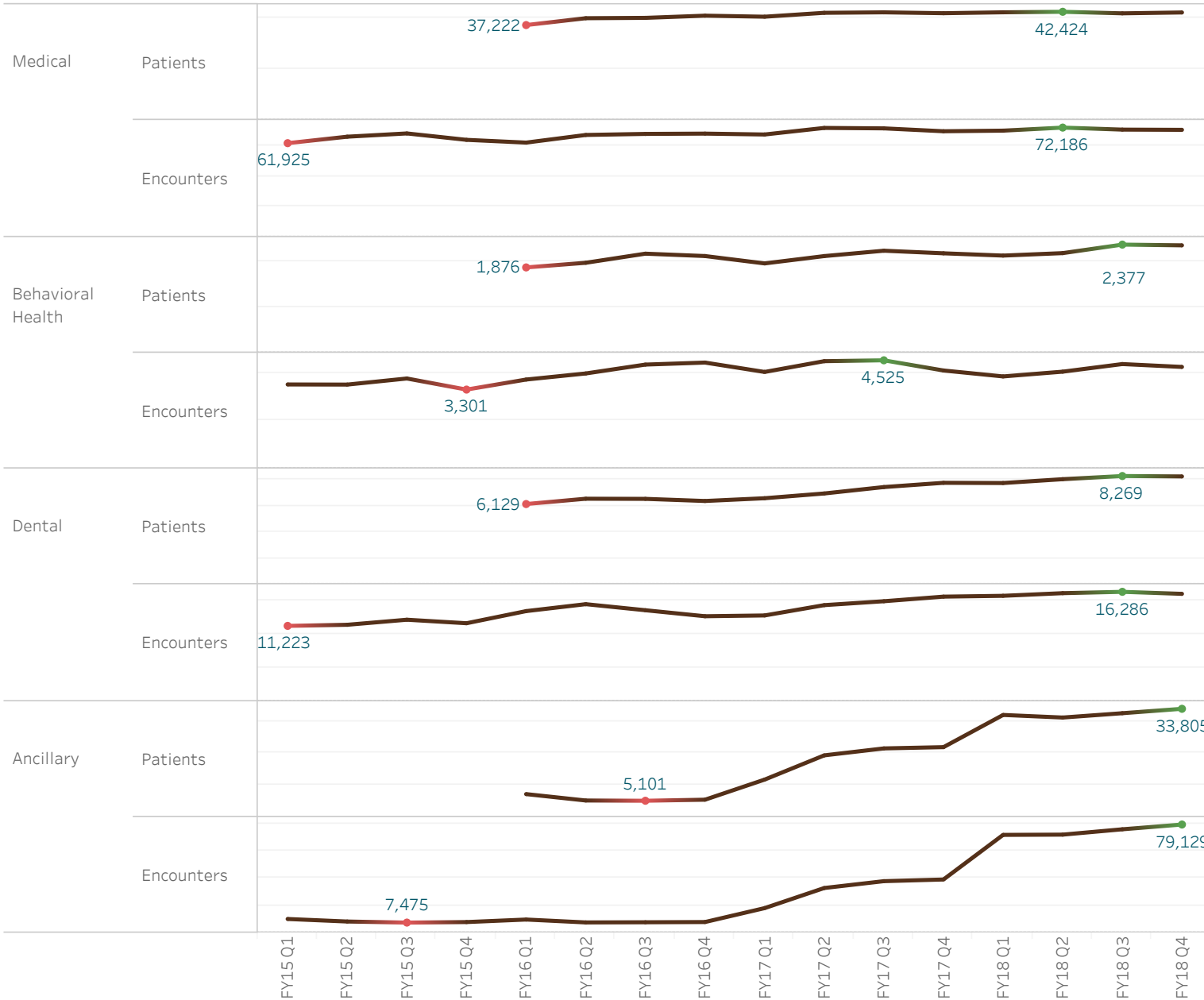
CUC Ancillary Encounters



*****Ancillary care summary:** The preliminary patient count for Q4, FY 2018 exceeded the two-year average by 20,173. Encounters for Q4, 2018 exceeded the three-year average by 60,903. The increased number of patients and encounters in FY 2018 can be partially attributed to the implementation of new contracting to cover the costs of visits with nutritionists, clinical pharmacists, nurses and respiratory therapists. FY 2018, particularly the most recent quarter, may represent an undercount due to billing cycle lags.

CommUnityCare Health Centers, Three-Year Trends

CUC Longitudinal Trends with Historical Highs and Lows



***Notes:**

When multiple services are provided on the same day, each service is counted separately.

Medical care includes Primary Care and Specialty Care visits, such as cardiology, endocrinology, and dermatology.

FY 2018, particularly the most recent quarter, may represent an undercount due to billing cycle lags.