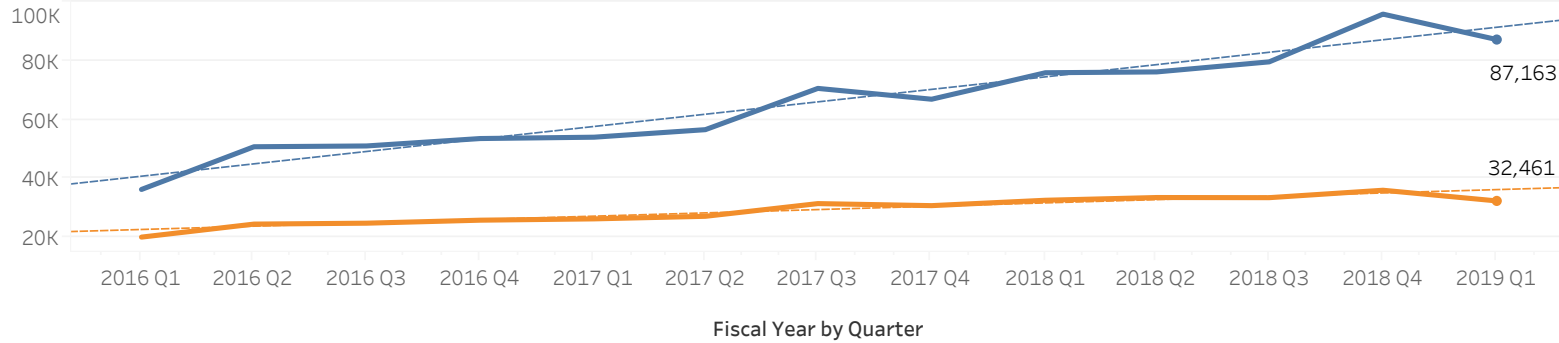


FY2019 CCC Preliminary Reporting

Count Type ■ Encounters ■ Patients

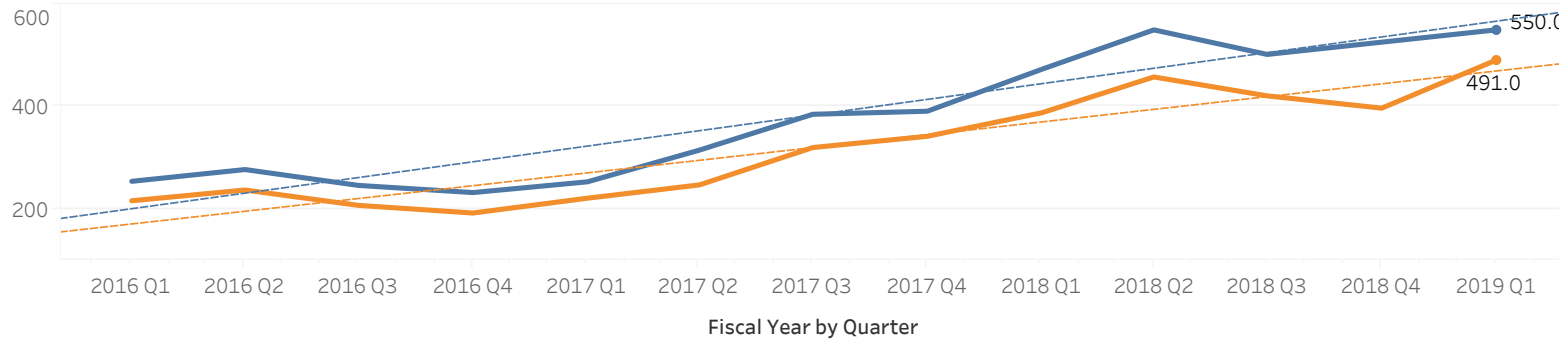


CCC Primary Care



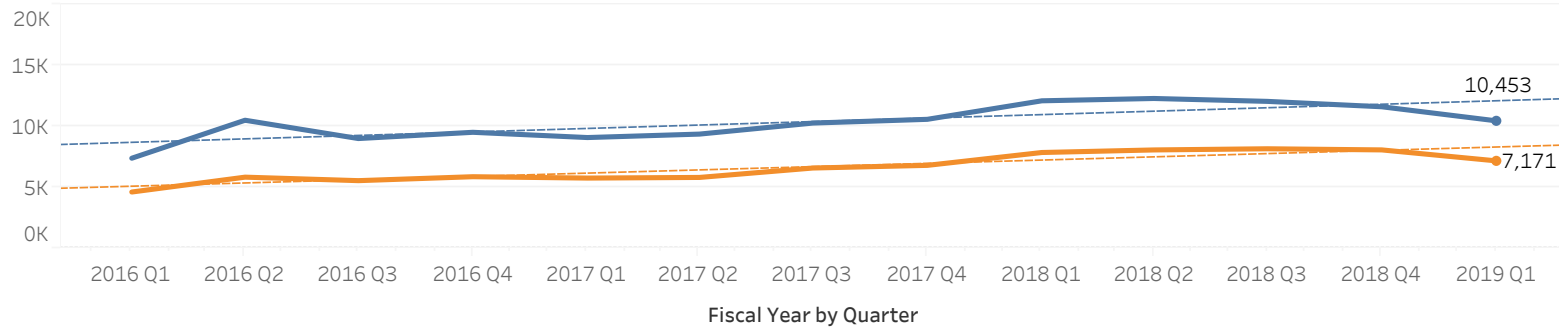
***Primary care summary:**
The preliminary encounter count is 87,163 and the preliminary patient count is 32,461 for Q1 of FY2019. The overall trend for encounters and patients is an increase over time. Multiple services provided to a patient on the same day are collapsed into a single visit. FY 2019, particularly the most recent quarter, may represent an undercount due to billing cycle lags.

CCC Urgent Care



****Urgent care summary:**
The preliminary encounter count is 550 and the preliminary patient count is 491 for Q1 of FY 2019. The overall trend for encounters and patients is an increase over time. FY 2019, particularly the most recent quarter represents an undercount of urgent care patients and encounters due to a typical 95-day billing cycle lag. Urgent care includes the following providers: FastMed, Nextcare, RediClinic and Benchmark.

CCC Primary Care Dental Encounters



*****Primary care dental summary:** The preliminary encounter count is 10,453 and the preliminary patient count is 7,171 for Q1 of FY 2019. The overall trend is an increase over time. FY 2019, particularly the most recent quarter may represent an undercount due to billing cycle lags. Dental encounters were identified by billing procedure codes that indicated a dental intervention or by place of service that indicated a dental office. Specialty dental is not included.