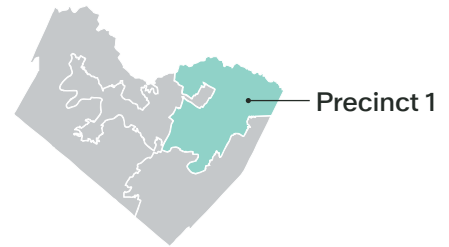


Care That’s Close to Home

Travis County Precinct 1 snapshot

The following demographic estimates are based on aggregated 2024 census tract-level* data from the Central Health 2024 Demographic Report.



Central Health enrollment

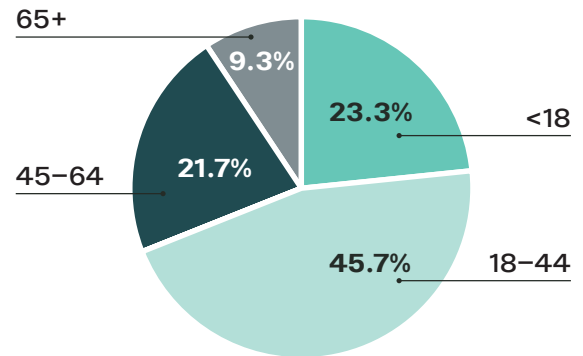
FY21	FY23
38,064	40,640

Average household income

\$84,088

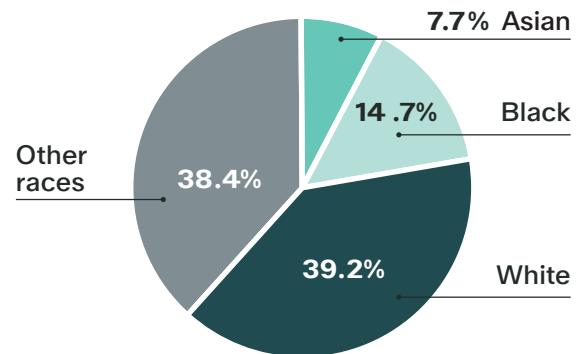
Age

Category	Population
<18	106,497
18–44	209,496
45–64	99,282
65+	42,669



Race

Category	Population
Asian	35,264
Black	67,133
White	179,644
Other races	175,903



Out of the total population, **43.5%** identify as Latino and **56.5%** identify as non-Latino.

* Note: Census tracts that partially or entirely fall within Precinct 1 are included in these estimates. Because census tracts may overlap multiple precincts, totals may slightly overestimate the actual population.

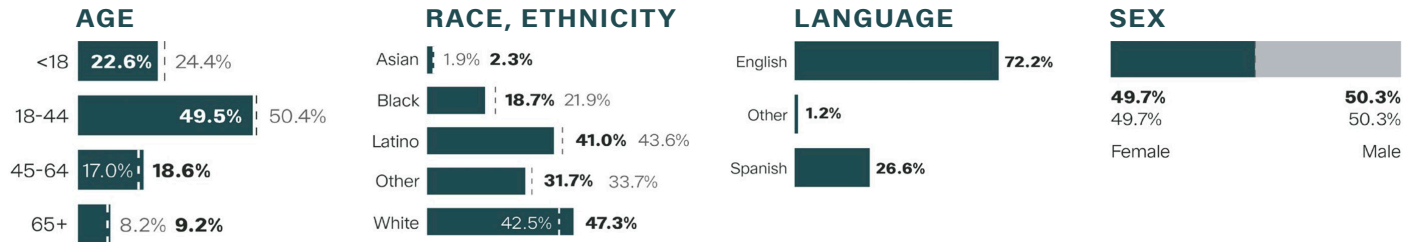
Travis County Precinct 1 focus area

A focus area is a group of census tracts projected to have moderate to high concentrations of poverty in the next five years. Precinct 1 contains three of the following focus areas.

Northeast Austin and Hornsby Bend (78702, 78721, and 78725): East Central Austin

- 14,407 total population with 701 families in poverty.
- Top three chronic conditions are cardiovascular disease, hypertension, and behavioral health.

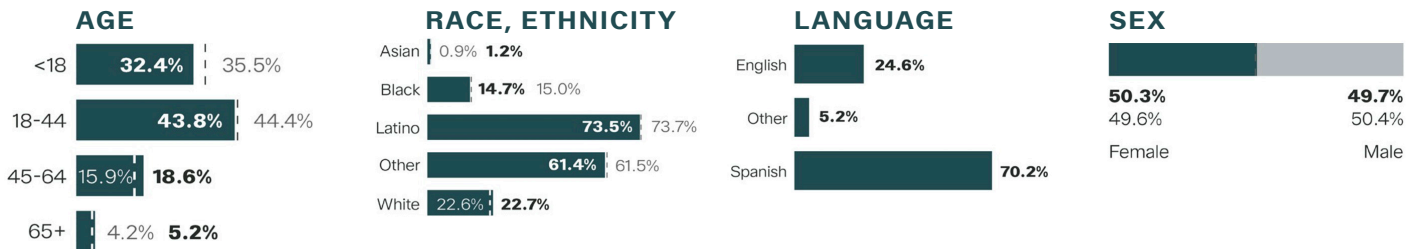
Demographics



Hornsby Bend and Colony Park (78724 and 78653): East Central Travis County

- 9,051 total population with 520 families in poverty.
- Top three chronic conditions are cardiovascular disease, hypertension, and diabetes.

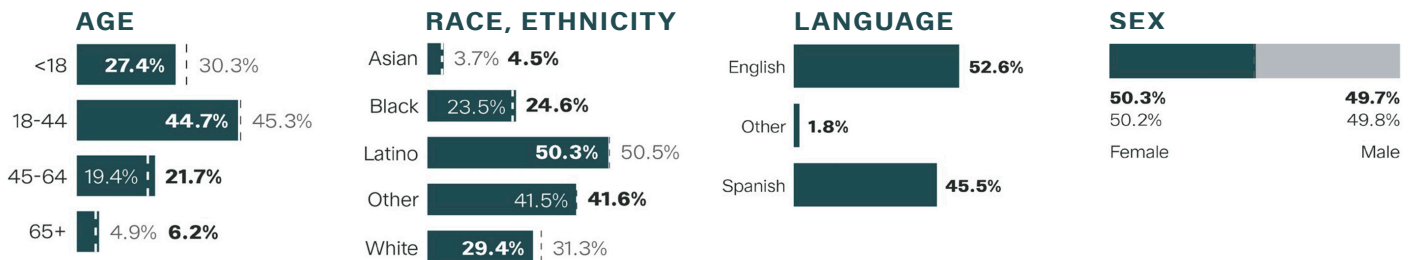
Demographics



Manor (78653)

- 13,805 total population with 228 families in poverty
- Top three chronic conditions are cardiovascular disease, hypertension, and diabetes.

Demographics



Scan to read the full 2024 Demographic Report

